



bom shanka machines

asimilonGate 1.2.4

Table of Contents

Installation.....	2
macOS.....	2
Windows.....	2
Linux.....	2
Registration.....	3
Using asimilonGate.....	4
Controls.....	5
Common Controls.....	6
Options menu.....	6
Support.....	6

Installation

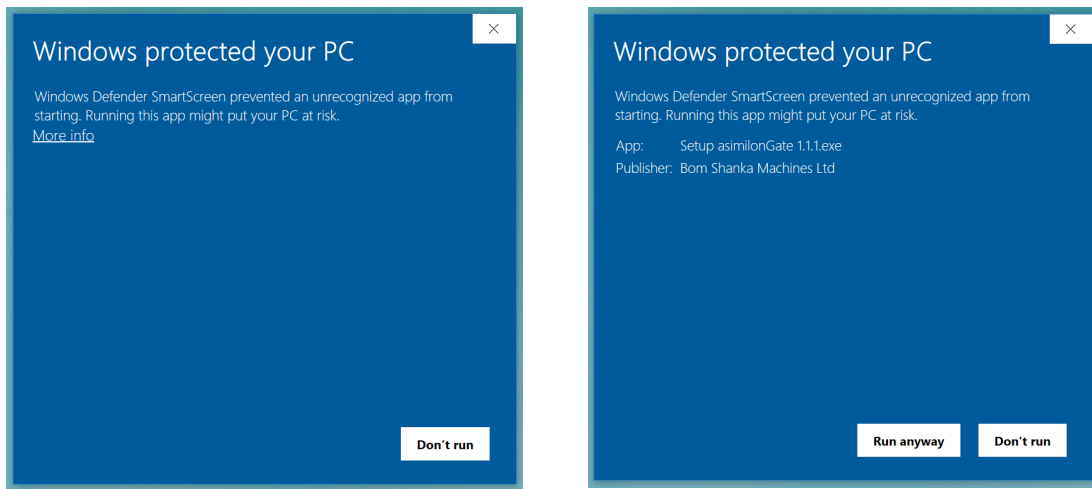
macOS

Double click on Setup asimilonGate 1.2.4.pkg and follow the onscreen instructions. After clicking Install you will be prompted for your user password to complete the installation.

Windows

Double click on Setup asimilonGate 1.2.4.exe

If Windows Defender SmartScreen prevents the installer executable from opening, click More Info then click Run anyway



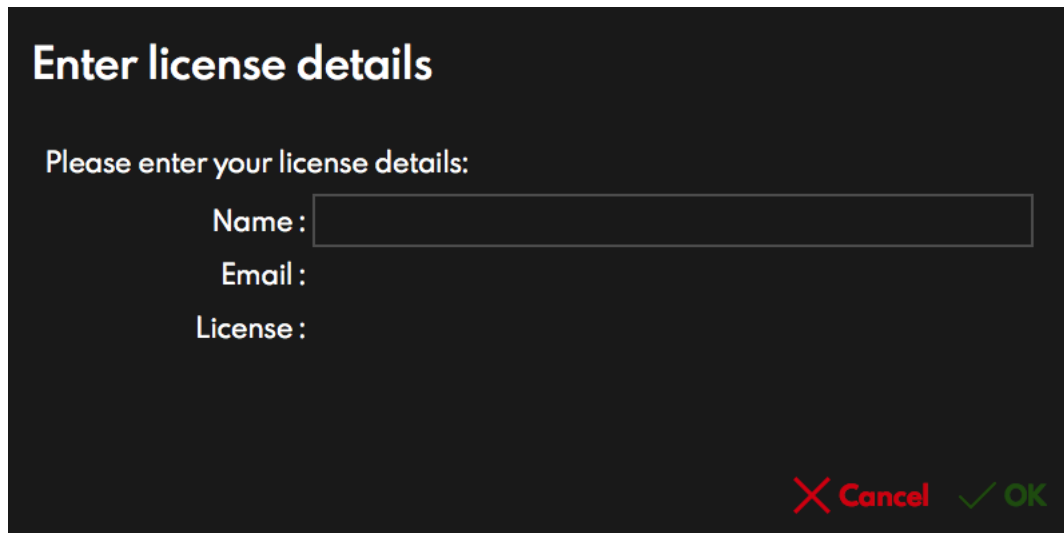
When asked by User Account Control if you "want to allow this app to make changes to your device?", click Yes then follow the onscreen instructions.

Linux

Follow the instructions in README.txt

Registration

After [purchasing a license](#) for asimilonGate or the Everything Bundle, please check your email for the registration keys (the email will be from FastSpring if you purchased from [bomshankamachin.es](#), please check in your Spam folder if you cannot immediately find it), you can also find your license details from the user account area of our website. After opening the plugin in your DAW, click on the Options menu and choose Registration.

A dark-themed dialog box titled "Enter license details" in white text. Below the title, it says "Please enter your license details:". There are three input fields: "Name :", "Email :", and "License :". The "Name :" field has a text input box. At the bottom right, there are two buttons: "Cancel" with a red 'X' icon and "OK" with a green checkmark icon.



Enter license details

Please enter your license details:

Name :

Email :

License :

 **Cancel**  **OK**

Now enter the Name, Email and License fields exactly as shown in the email you received, finally click OK. Upon successful registration you will be shown a confirmation message, and the plugin will show "Registered to <your name>" on the user interface.

Using asimilonGate



asimilonGate is a "trance" gate with internal 16 step sequence and controllable by MIDI.

- 3 to 16 step internal sequencer, with 4 step types
- DAW synced or MIDI control of internal sequencer
- Can also be used as a simple MIDI gate
- Adjustable attack & decay times as well as mix amount for ultimate sonic control

Controls

Clear pattern	Hold down shift and click this button to clear the current pattern.
Pattern steps	<p>Click each pattern step to cycle between the available gate settings.</p> <p>Off - no sound will pass for this step.</p> <p>32nd - sound will pass for half of this step.</p> <p>16th - sound will pass for the whole of this step.</p> <p>64th x 2 - sound will pass for two 64ths of this step (produces a kind of "ratchet" sound).</p>
Pattern length	Click and drag left or right to set the pattern length.
Mode	<p>Choose between:</p> <p>Free run - the pattern plays synced to your DAW whilst the DAW is playing.</p> <p>MIDI run - the pattern plays when a MIDI note is received.</p> <p>MIDI gate - this mode is a standard MIDI gate, audio is passed through whilst a note is down.</p>
Mix amount	Blend the output between wet & dry signal.
Pattern reset	Use this in conjunction with MIDI run mode, when enabled the pattern will play from the beginning on every note on, otherwise the pattern will carry on from the last position.
Attack	Set the attack time for the gate to open.
Release	Set the release time for the gate to close.

Common Controls

Applicable controls may be reset to their default setting by either double clicking or holding the Alt key and clicking on them. You may also get more fine grained control of any applicable control by holding down Cmd (on macOS) or Ctrl (on Windows) and dragging the control.

Options menu

UI Size	Choose between three available interface sizes.
Presets	Choose one of the available presets, or load and save your own presets. Saving your presets in the default <i>User Presets</i> folder will then be shown under the presets menu in future.
Registration	Enter your license details to register the plugin.
About...	Copyright notices and credits/thanks.

Support

If you find yourself having any problems or require further assistance there are two options available:

If you have purchased a license you are entitled to unlimited email support, please visit <https://support.bomshankamachin.es>, if you cannot find the answer to your problem there, raise a support ticket with your query and please mention the email address you used when purchasing, or you can use the support form in the user account area of our website.

If you are using the demo version please visit our support forums at <https://forum.bomshankamachin.es> and ask your question there.